

Scaled data based on original data using
LM-79-08 Approved Method: Electrical and Photometric Measurements of Solid-
State Lighting Products

Test Report Prepared for
Cooper Lighting Solutions
(formerly Eaton)

Brand: STREETWORKS

Report Number: P233637

Luminaire Tested: **VERD-C016-D-U-T5**

Issue Date: 3/3/2020

Test Information

Test Method: LM-79-08
Report Number: P233637
TEST IS SCALED FROM IESNA LM-79-08 TEST DATA (G2-1710-389-16)
Test Lab: INNOVATION CENTER(G2)
Issue Date: 3/3/2020
Manufacturer: COOPER LIGHTING SOLUTIONS (FORMERLY EATON)
Product Line: STREETWORKS
Catalog Number: VERD-C016-D-U-T5
Description: VERDEON ROADWAY AND AREA LUMINAIRE
(1) 70 CRI, 4000K, 950mA LED AND TYPE V OPTIC
Light Source: -
Ballast/Driver: ELECTRONIC DRIVER

Summary

Lumens per Lamp: N/A
Luminaire Lumens: 4963 lumens
Efficiency: N/A
Efficacy: 127.3 lumens/watt
Luminous Opening: Rectangular (W 0.79' x L: 1.25' x H: 0')
IES Classification: Type V - Short - Non-Cutoff
BUG Rating: B3 - U0 - G2

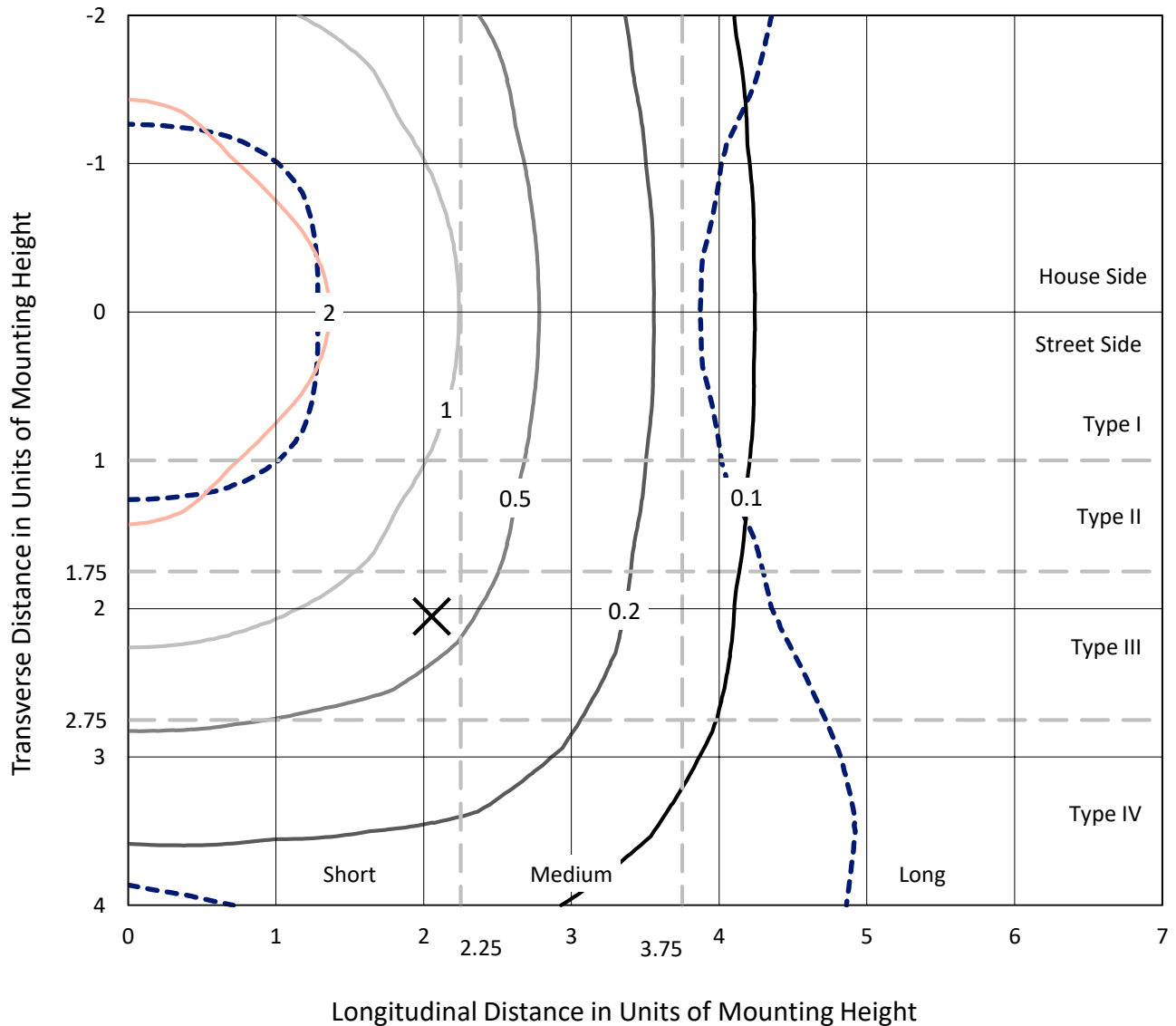
Input Watts (W): 39
Input Voltage (V): NR
Input Current (Ain): NR
Voltage Rise (V): NR
Power Factor: NR
Total Harmonic Distortion (THDi): NR
Frequency (hertz): 60
Stabilization Time: NR
Operation Time: NR
Ambient Temperature (°C): NR
Test Distance: 28.75 FT



REPORT NUMBER: P233637
 CATALOG NUMBER: VERD-C016-D-U-T5

Iso-Footcandle Lines of Horizontal Illumination

× Max cd
 - - - 1/2 Max cd

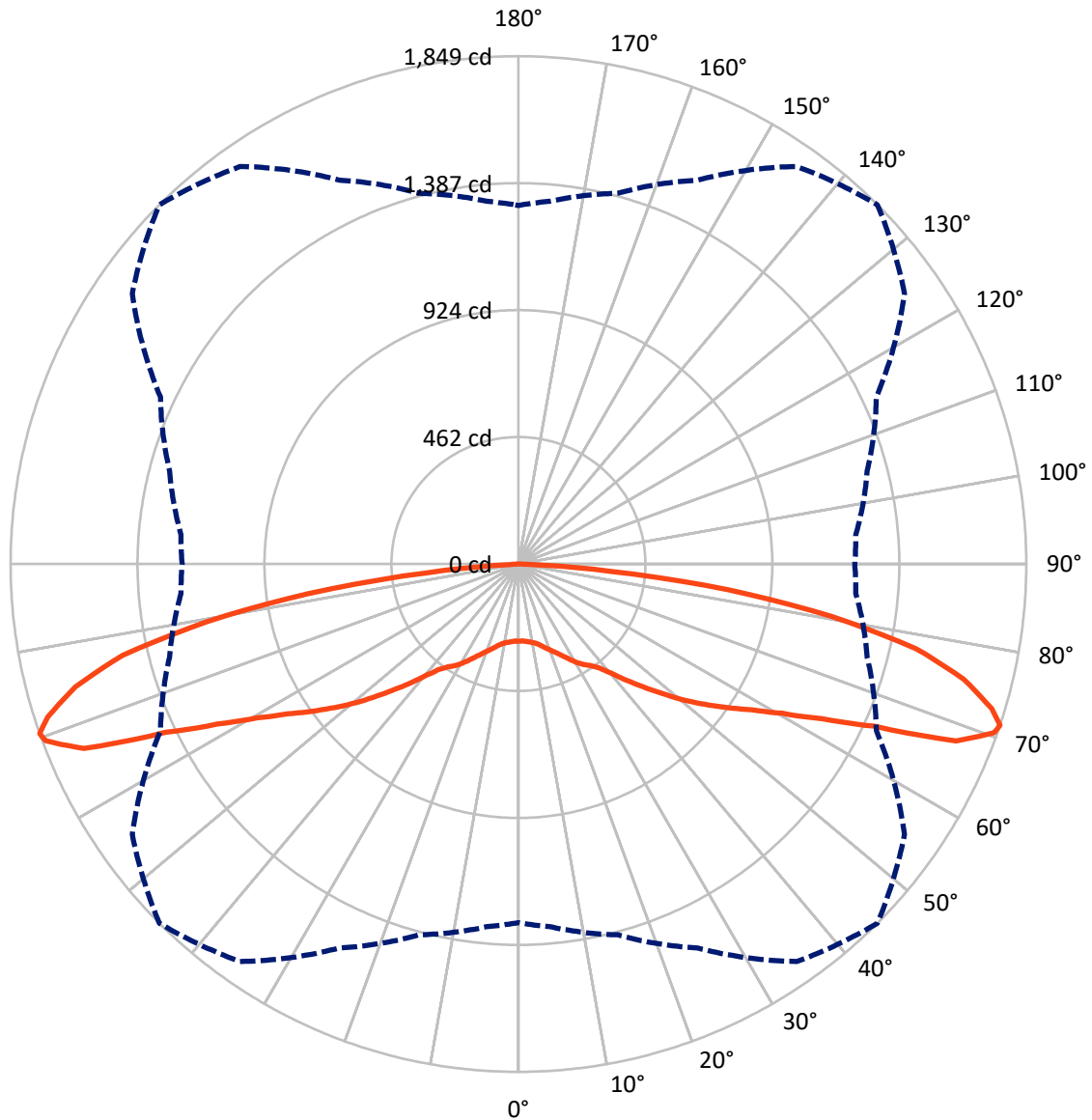


Based on 10 foot mounting height. Maximum calculated value = 2.8 fc
 Type V - Short - Non-Cutoff

REPORT NUMBER: P233637

CATALOG NUMBER: VERD-C016-D-U-T5

Luminous Intensity Polar Plot



— Vertical Plane Through 45-Deg Lateral - - - Horizontal Cone Through 71-Deg Vertical



REPORT NUMBER: P233637

CATALOG NUMBER: VERD-C016-D-U-T5

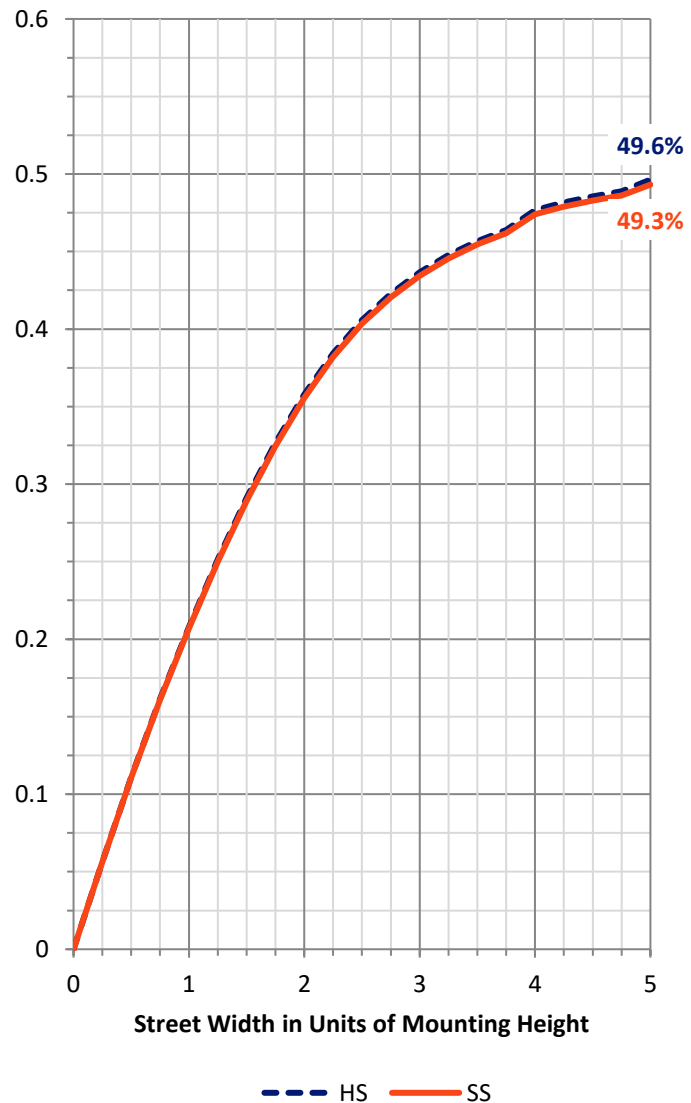
FLUX DISTRIBUTION:

		Downward	Upward	Total
House Side	Lumens	2481.5	0.0	2481.5
	% Fixture	50.0	0.0	50.0
Street Side	Lumens	2481.5	0.0	2481.5
	% Fixture	50.0	0.0	50.0
Total	Lumens	4963.0	0.0	4963.0
	% Fixture	100.0	0.0	100.0

Coefficient of Utilization

ZONAL LUMENS:

Zone	Lumens	% Fixture
0°-10°	27.3	0.6
10°-20°	87.7	1.8
20°-30°	169.1	3.4
30°-40°	286.0	5.8
40°-50°	520.2	10.5
50°-60°	887.2	17.9
60°-70°	1422.7	28.7
70°-80°	1293.6	26.1
80°-90°	269.1	5.4
90°-100°	0.0	0.0
100°-110°	0.0	0.0
110°-120°	0.0	0.0
120°-130°	0.0	0.0
130°-140°	0.0	0.0
140°-150°	0.0	0.0
150°-160°	0.0	0.0
160°-170°	0.0	0.0
170°-180°	0.0	0.0
0°-90°	4963.0	100.0
0°-180°	4963.0	100.0



REPORT NUMBER: P233637

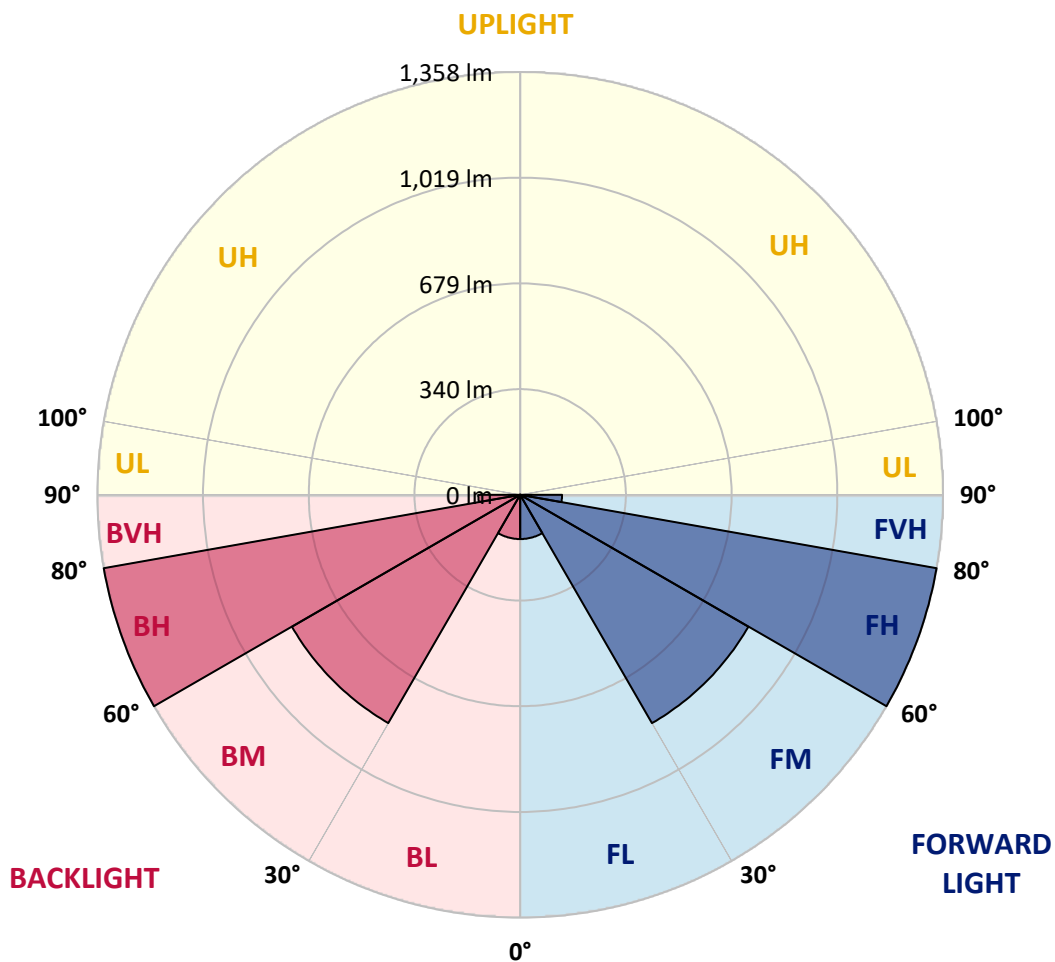
CATALOG NUMBER: VERD-C016-D-U-T5

LUMINAIRE CLASSIFICATION SYSTEM LUMEN TABLE AND BUG RATING:

Zone		Lumens	% Fixture	Zone Rating/Lumen Limit		
				B	U	G
FL	(0°-30°)	142.1	2.9			
FM	(30°-60°)	846.7	17.1			
FH	(60°-80°)	1358.1	27.4			G1/1800
FVH	(80°-90°)	134.5	2.7			G2/225
BL	(0°-30°)	142.1	2.9	B1/500		
BM	(30°-60°)	846.7	17.1	B1/1000		
BH	(60°-80°)	1358.1	27.4	B3/2500		G1/1800
BVH	(80°-90°)	134.5	2.7			G2/225
UL	(90°-100°)	0.0	0.0		U0/0	
UH	(100°-180°)	0.0	0.0		U0/0	

BUG Rating: B3-U0-G2

Type V Short





REPORT NUMBER: P233637

CATALOG NUMBER: VERD-C016-D-U-T5

CANDELA DISTRIBUTION (FULL):

	0°	5°	15°	25°	35°	45°	55°	65°	75°	85°	90°
0°	281.2	281.2	281.2	281.2	281.2	281.2	281.2	281.2	281.2	281.2	281.2
2.5°	283.8	283.8	283.4	281.2	281.6	280.3	279.4	279.9	280.3	280.3	279.9
5°	286.1	286.1	285.6	283.8	284.3	283.0	282.5	283.0	283.8	284.7	283.8
7.5°	290.5	290.0	289.1	287.4	287.4	286.5	285.6	286.1	286.9	287.4	286.9
10°	295.3	294.9	293.6	291.8	291.8	290.9	289.1	289.1	289.1	288.7	288.3
12.5°	300.6	300.2	298.9	297.1	298.4	297.1	295.8	295.3	294.0	293.1	292.7
15°	309.0	308.6	307.3	305.9	309.5	307.7	305.5	303.3	302.4	301.5	300.6
17.5°	319.2	318.8	317.9	317.0	321.4	321.4	317.4	313.5	313.9	312.6	311.7
20°	331.1	330.7	329.8	330.7	335.6	335.1	329.8	325.0	326.7	324.1	323.2
22.5°	346.2	345.3	344.0	345.3	352.4	351.0	344.4	340.0	341.3	340.0	339.1
25°	362.5	360.8	359.0	360.8	372.3	369.6	363.0	357.7	360.3	359.4	359.0
27.5°	378.5	376.7	375.4	374.0	391.7	391.3	382.4	377.1	380.2	380.7	381.1
30°	393.9	393.5	391.3	389.5	408.5	414.7	399.7	397.5	399.7	402.3	403.2
32.5°	414.7	413.8	411.6	408.5	421.3	436.4	419.6	421.3	424.9	430.2	429.7
35°	442.6	440.3	437.3	434.2	442.1	454.1	446.5	450.1	456.3	462.5	461.6
37.5°	472.2	471.7	468.6	461.1	470.0	480.6	478.4	485.0	495.6	508.0	506.2
40°	514.6	515.1	508.4	498.7	506.2	523.5	525.7	539.4	558.0	575.6	576.1
42.5°	581.4	580.1	575.2	561.5	566.4	579.2	589.8	611.0	634.0	652.1	654.8
45°	664.1	662.3	652.6	630.9	629.6	638.9	654.3	681.7	709.6	727.3	728.6
47.5°	758.7	752.5	737.5	709.2	699.0	703.4	719.3	749.8	778.6	798.0	796.7
50°	852.0	852.4	834.3	797.1	776.8	776.8	786.1	817.9	847.1	865.2	865.7
52.5°	957.2	953.2	935.5	890.9	857.7	848.4	851.5	881.6	911.6	931.1	931.1
55°	1063.3	1059.3	1042.1	992.6	949.7	922.7	919.6	947.9	980.6	999.2	1001.4
57.5°	1172.5	1169.8	1151.7	1097.8	1044.3	1001.4	994.3	1026.6	1061.1	1079.7	1081.0
60°	1286.1	1282.6	1264.5	1222.5	1157.0	1103.1	1089.8	1122.5	1163.7	1188.0	1186.6
62.5°	1418.3	1413.9	1399.7	1345.8	1299.4	1241.0	1214.9	1252.5	1301.6	1329.9	1332.1
65°	1524.4	1526.2	1539.5	1531.5	1488.2	1424.5	1398.4	1458.5	1486.8	1491.7	1488.2
67.5°	1496.6	1503.2	1532.4	1598.3	1676.5	1718.5	1615.9	1543.9	1489.9	1458.5	1454.1
70°	1376.3	1381.2	1451.0	1558.9	1766.3	1837.9	1708.3	1473.6	1360.4	1311.8	1306.0
71°	1305.6	1325.5	1397.5	1542.1	1766.7	1848.9	1715.9	1437.8	1314.9	1233.1	1224.2
72.5°	1197.7	1214.9	1305.6	1478.9	1741.1	1801.2	1636.3	1353.8	1211.4	1143.3	1120.8
75°	976.6	1008.5	1088.5	1316.6	1623.9	1674.3	1493.9	1194.2	1041.6	967.8	962.0
77.5°	694.6	716.2	837.4	1083.6	1431.6	1478.9	1320.6	1004.1	842.7	774.1	766.6
80°	386.0	407.6	535.4	761.8	1105.3	1153.0	1010.7	733.5	572.5	499.6	469.5
82.5°	172.9	185.7	279.9	451.4	709.2	771.1	614.1	403.2	275.9	195.4	179.5
85°	60.1	66.8	111.4	204.7	363.0	335.1	210.4	100.8	35.4	17.2	15.9
87.5°	11.5	12.8	24.3	57.0	59.2	27.4	8.8	6.6	6.6	7.1	7.1
90°	0.0	0.0	0.0	0.0	0.0	0.0	0.0	0.0	0.0	0.0	0.0

(END OF REPORT)